**Caratteristiche:**

Diffusori quadri forellinati senza cornice.

Costruzione:

Lamiera forata in acciaio verniciato bianco RAL 9010.

Impiego:

A soffitto, in mandata e ripresa. Altezza di installazione: 2,5 - 4,0 m

Fissaggio:

Fissaggio con viti laterali sul plenum.

Accessori:

- Plenum in acciaio zincato standard o isolato.

Characteristics:

Perforated face square diffusers Without frame.

Construction:

Perforated sheet steel painted white RAL 9010.

Utilization:

For ceiling installation and for air intake and delivery.

Installation height: 2,5 - 4,0 m

Fixing:

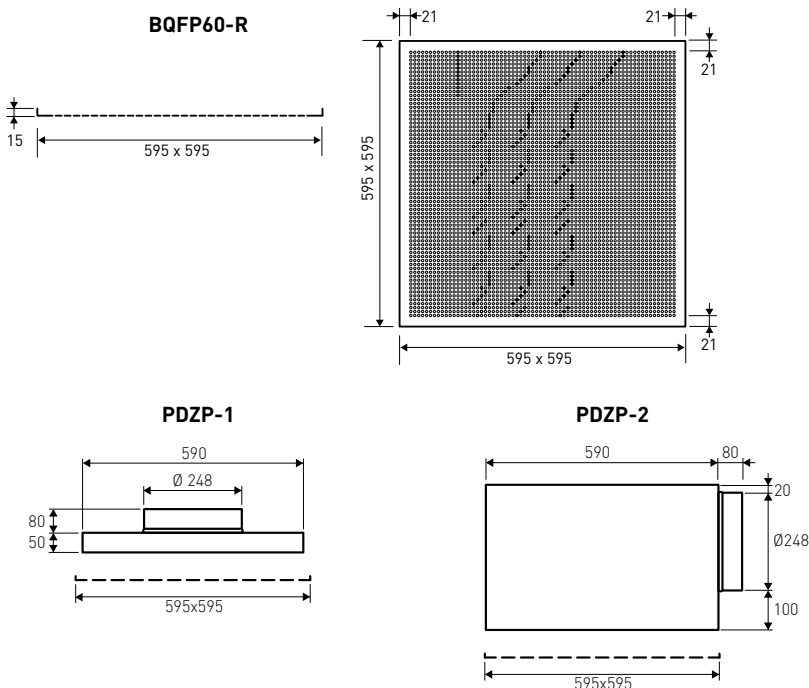
Fixing by lateral screws on the plenum.

Accessories:

- Galvanized steel plenum, standard or insulated.

PREZZI / PRICES

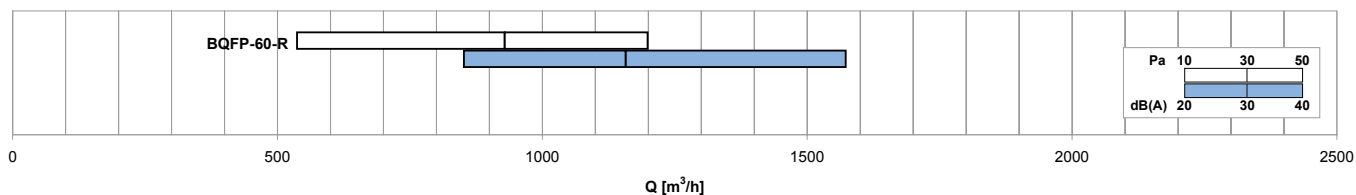
	RIPRESA / RETURN		
	BQFP-60 - R	PDZP-1	PDZP-2
BxH (mm)	€	€	€
* 595x595 esterno cornice overall size	-	-	-

DISEGNI / DRAWINGS

BQFP-60-R: Ripresa - no deflettori
Return - no deflectors

BQFP-60-M-S: Mandata - deflettori - attacco superiore
Supply - deflectors - top spigot

BQFP-60-M-L: Mandata - deflettori - attacco laterale
Supply - deflectors - side spigot

DIAGRAMMA SCELTA RAPIDA RIPRESA / QUICK SELECTION DIAGRAM RETURN**TABELLA DI SELEZIONE RIPRESA / SELECTION TABLE RETURN**

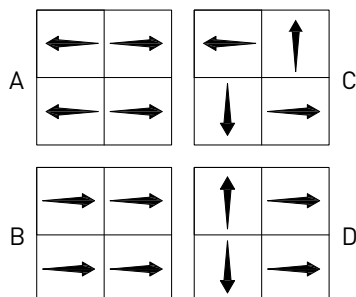
Modello Model	A _k [m²]	Q [m³/h]		L _{WA} [dB(A)]		X _{0,251} -Y _{0,251} [m]		Dp _i [Pa]	
		min	max	min	max	min	max	min	max
BQFP-60-R	0,1431	540	1200	< 20	31	-	-	10	50

PREZZI / PRICES

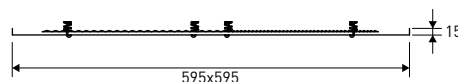
MANDATA / SUPPLY

	BQFP-60 - M	Ø B	A	PDZP-1	PDZPI-1
	€	mm	mm	€	€
BQFP60-M-S 160	-	158	590	-	-
BQFP60-M-S 200	-	198	590	-	-
BQFP60-M-S 250	-	248	590	-	-
BQFP60-M-S 315	-	313	590	-	-
	BQFP-60 - M	Ø B	A	PDZP-2	PDZPI-2
	€	mm	mm	€	€
BQFP60-M-L 160	-	158	303	-	-
BQFP60-M-L 200	-	198	378	-	-
BQFP60-M-L 250	-	248	473	-	-
BQFP60-M-L 315	-	313	592	-	-

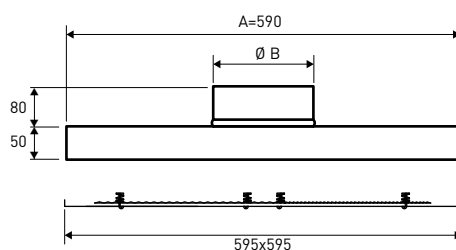
DISEGNI / DRAWINGS

CONFIGURAZIONI FLUSSI ARIA
AIR FLOW CONFIGURATION

BQFP-60-M



BQFP-60-M-S



BQFP-60-M-L

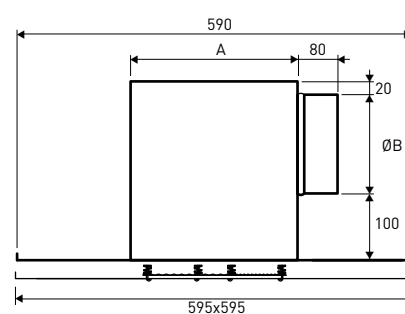


DIAGRAMMA SCELTA RAPIDA / QUICK SELECTION DIAGRAM

MANDATA / SUPPLY

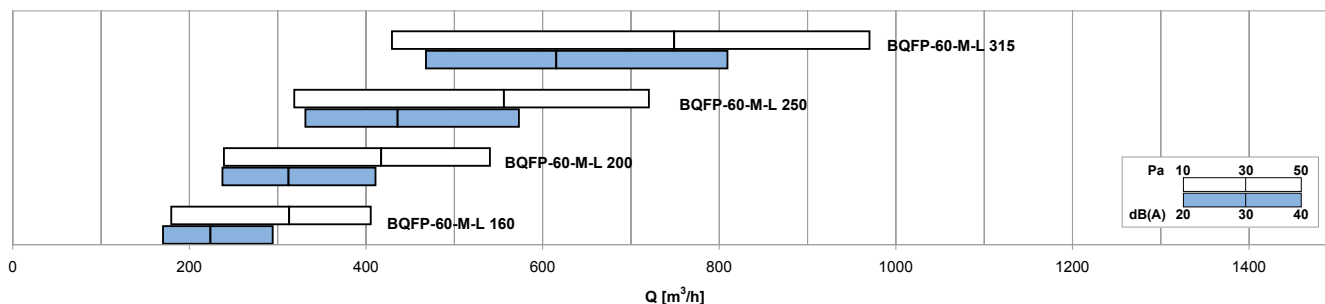
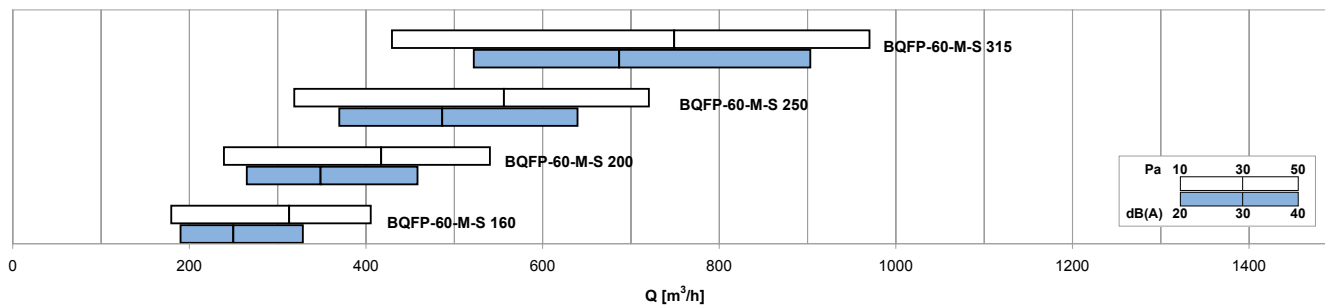


TABELLA DI SELEZIONE / SELECTION TABLE

Modello Model	Q [m³/h]		L _{WA} [dB(A)]		X _{10,20} [m]		D _{Pt} [Pa]	
	min	max	min	max	min	max	min	max
BQFP-60-M-S 160	180	410	-	48	1,1	3,4	10	50
BQFP-60-M-S 200	240	540	-	46	1,6	5,1	10	50
BQFP-60-M-S 250	320	720	-	44	2,4	7,7	10	50
BQFP-60-M-S 315	430	970	-	43	3,7	11,8	10	50

Modello Model	Q [m³/h]		L _{WA} [dB(A)]		X _{10,20} [m]		D _{Pt} [Pa]	
	min	max	min	max	min	max	min	max
BQFP-60-M-L 160	180	410	--	52	1,1	3,4	10	50
BQFP-60-M-L 200	240	540	--	50	1,6	5,1	10	50
BQFP-60-M-L 250	320	720	--	48	2,4	7,7	10	50
BQFP-60-M-L 315	430	970	--	47	3,7	11,8	10	50