**Caratteristiche:**

Diffusori a schermo piano con flusso radiale a soffitto.

**Costruzione:**

Acciaio verniciato bianco RAL 9010.

**Impiego:**

A soffitto per immissione aria .  
Altezza di installazione: 2,8 - 3 m

**Fissaggio:**

Fissaggio con pannello su controsoffitto modulare.

**Accessori:**

- Plenum di raccordo in acciaio zincato.

**Characteristics:**

Flat screen diffuser with ceiling radial flow.

**Construction:**

RAL 9010 white painted steel.

**Utilization:**

Ceiling installation for air supply  
Installation height: 2,8 - 3 m.



**Fixing:**

Mounting with panel of modular ceiling.

**Accessories:**

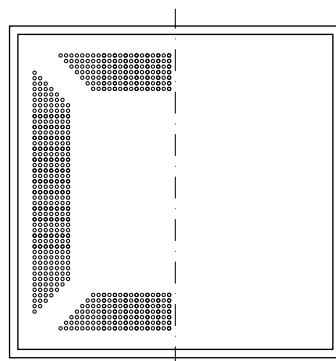
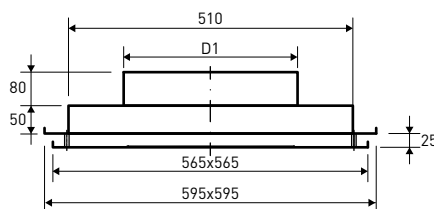
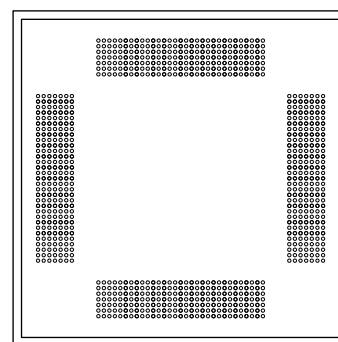
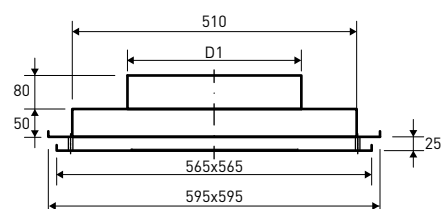
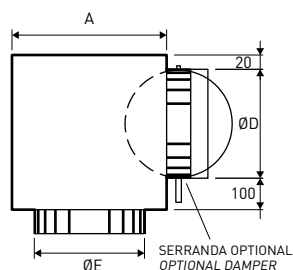
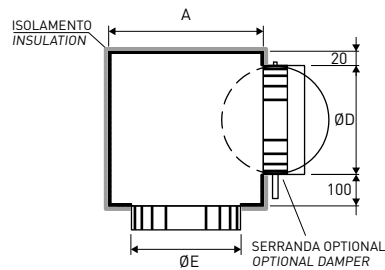
- Galvanized steel connecting plenum.

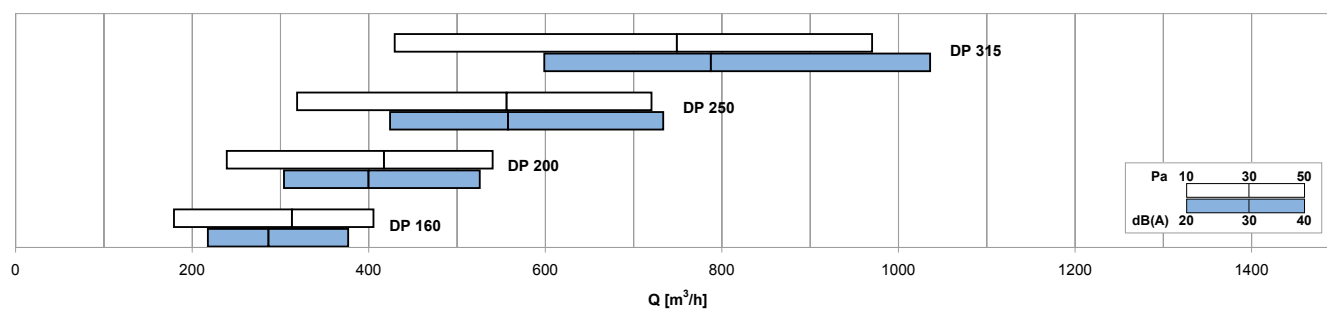
**PREZZI / PRICES**

|        |    |        |  |  | Serranda per Plenum<br>Damper for Plenum | Equalizzatore per Plenum<br>Equalizer for Plenum |
|--------|----|--------|--|---|--|--|
|        | DP | D1     | PDC  | PDCI  |  |  |
| Ø (mm) | €  | Ø (mm) | €  | €   | €  | €  |
| 160    | -  | 159    | -  | -   | -  | -  |
| 200    | -  | 199    | -  | -   | -  | -  |
| 250    | -  | 249    | -  | -   | -  | -  |
| 315    | -  | 314    | -  | -   | -  | -  |

**MISURE / MEASURES PLENUM PDC**

| PLENUM  | AxA     | ØD  | ØE  |
|---------|---------|-----|-----|
| PDC 160 | 250x250 | 156 | 162 |
| PDC 200 | 300x300 | 156 | 202 |
| PDC 250 | 350x350 | 196 | 252 |
| PDC 315 | 400x400 | 246 | 317 |

**DISEGNI / DRAWINGS****TIPO / TYPE A****TIPO / TYPE B****PDC****PDCI**

**DIAGRAMMA SCELTA RAPIDA / QUICK SELECTION DIAGRAM**

**TABELLA DI SELEZIONE / SELECTION TABLE**

| Modello<br>Model | $Q$ [ $\text{m}^3/\text{h}$ ] |     | $L_{WA}$ [dB(A)] |     | $X_{10,20}$ [m] |      | $\Delta p_t$ [Pa] |     |
|------------------|-------------------------------|-----|------------------|-----|-----------------|------|-------------------|-----|
|                  | min                           | max | min              | max | min             | max  | min               | max |
| <b>DP 160</b>    | 180                           | 410 | -                | 43  | 1,1             | 3,4  | 10                | 50  |
| <b>DP 200</b>    | 240                           | 540 | -                | 41  | 1,6             | 5,1  | 10                | 50  |
| <b>DP 250</b>    | 320                           | 720 | -                | 39  | 2,4             | 7,7  | 10                | 50  |
| <b>DP 315</b>    | 430                           | 970 | -                | 38  | 3,7             | 11,8 | 10                | 50  |