

**Caratteristiche:**

Diffusori a flusso elicoidale con getti regolabili.

Costruzione:

Acciaio verniciato bianco RAL 9010, deflettori in polipropilene nero RAL 9005.

Impiego:

A soffitto, in mandata e ripresa (senza deflettori).

Altezza di installazione:
2,5 – 4,1 m.

Fissaggio:

Fissaggio con viti laterali o a mezzo vite centrale su ponte di montaggio.

Accessori:

- Plenum in acciaio zincato standard o isolato, con o senza rete equalizzatrice, serranda di taratura e ponte di montaggio.

Characteristics:

Swirl diffusers with adjustable throws.

Construction:

RAL 9010 white painted steel, deflection blades are made of polypropylene RAL 9005 black.

Utilization:

For ceiling installation and for air intake (without deflectors) and delivery.

Installation height: 2,5 – 4,1 m.



Fixing:

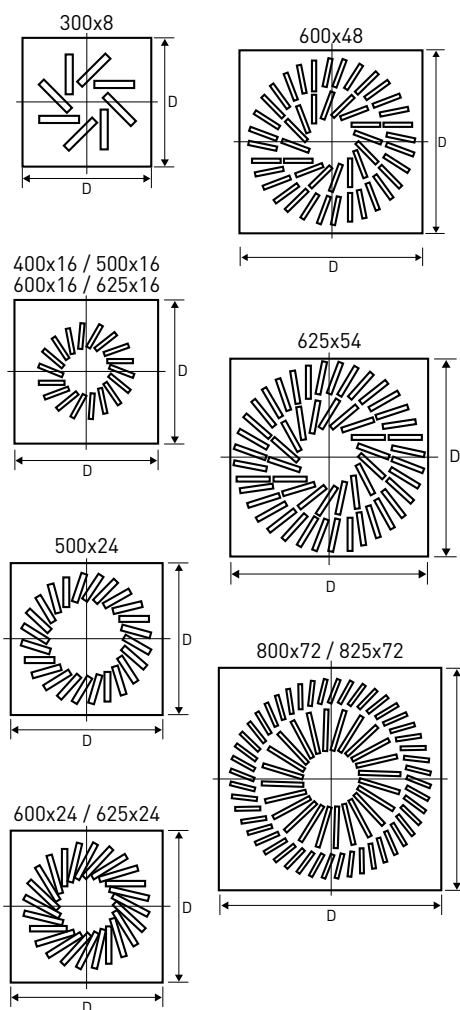
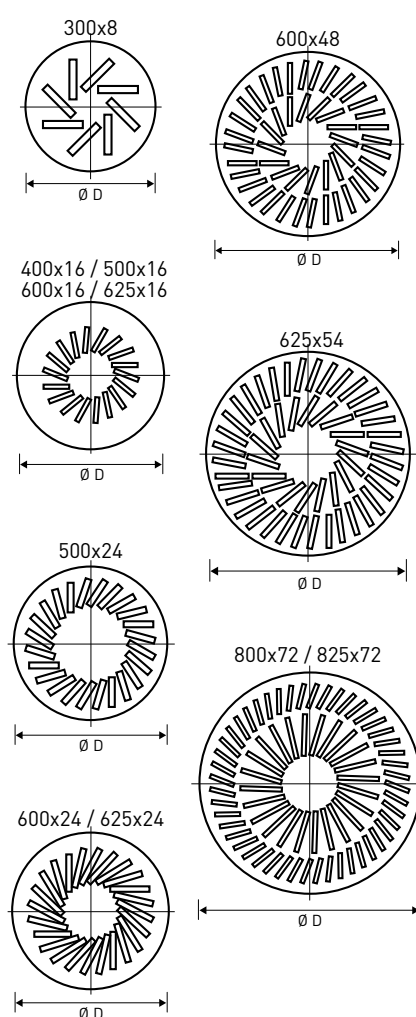
Fixing by using lateral screws or central screw on mounting bridge.

Accessories:






- Galvanized steel plenum, standard or insulated, with or without equalizer sheet, calibration damper and mounting bridge.

PREZZI / PRICES

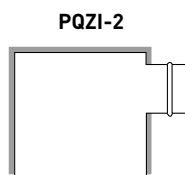
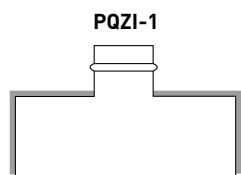
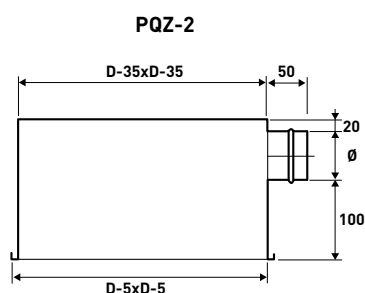
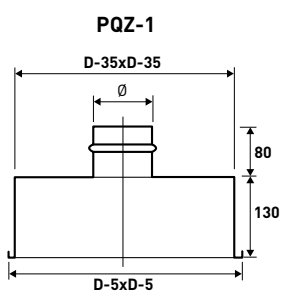
| | | |  |  |
|----------|-----|---------|---|---|
| | | | BQE-3 Q | BQE-3 R |
| mm | Ø D | D | € | € |
| * 300x8 | 298 | 295x295 | - | - |
| * 400x16 | 398 | 395x395 | - | - |
| * 500x16 | 498 | 495x495 | - | - |
| * 600x16 | 598 | 595x595 | - | - |
| 625x16 | 623 | 620x620 | - | - |
| * 500x24 | 498 | 495x495 | - | - |
| * 600x24 | 598 | 595x595 | - | - |
| 625x24 | 623 | 620x620 | - | - |
| * 600x48 | 598 | 595x595 | - | - |
| 625x54 | 623 | 620x620 | - | - |
| 800x72 | 798 | 795x795 | - | - |
| 825x72 | 823 | 820x820 | - | - |

DISEGNI / DRAWINGS**BQE-3 Q****BQE-3 R**

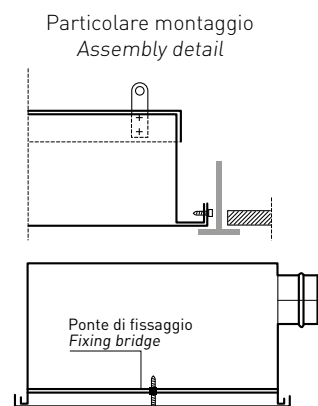
PREZZI / PRICES PLENUM - BQE-3Q

|  | Cannotto Spigot |  |  |  |  | | | |
|---|--------------------|---|---|---|---|--------------------|----------------------------|-------------------------------------|
| | | PQZ-1 | PQZI-1 | PQZ-2 | PQZI-2 | Serranda Damper | Equalizzatore Equalizer | Ponte di fissaggio Fixing bridge |
| AxB mm | Ø mm | € | € | € | € | € | € | € |
| 300 | 123 | - | - | - | - | - | - | - |
| 400 | 148 | - | - | - | - | - | - | - |
| 500 | 198 | - | - | - | - | - | - | - |
| 600 | 248 | - | - | - | - | - | - | - |
| 625 | 298 | - | - | - | - | - | - | - |
| 800 | 348 | - | - | - | - | - | - | - |
| 825 | 348 | - | - | - | - | - | - | - |


DISEGNI / DRAWINGS



Plenum isolato esternamente spessore 6 mm
Plenum externally insulated thickness 6 mm



PREZZI / PRICES PLENUM BQE-3 R

|  | PLENUM ZINCATO mm / GALVANIZED PLENUM mm | | | PDC | PDCI | Serranda Damper | Equalizzatore Equalizer | Ponte di fissaggio |
|---|--|-----|-----|-----|------|--------------------|----------------------------|--------------------|
| | AxA | Ø D | Ø E | | | | | |
| mm | mm | mm | mm | € | € | € | € | € |
| 298 | 400 | 123 | 290 | - | - | - | - | - |
| 398 | 500 | 148 | 390 | - | - | - | - | - |
| 498 | 600 | 198 | 490 | - | - | - | - | - |
| 598 | 700 | 248 | 590 | - | - | - | - | - |
| 623 | 700 | 298 | 615 | - | - | - | - | - |
| 798 | 900 | 348 | 790 | - | - | - | - | - |
| 823 | 900 | 348 | 815 | - | - | - | - | - |

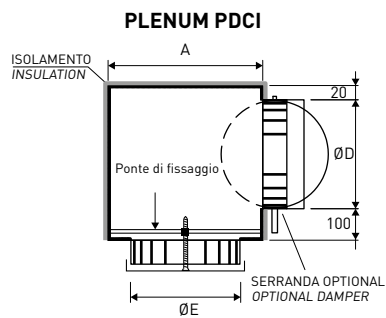
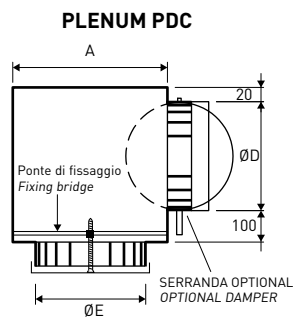


DIAGRAMMA SCELTA RAPIDA / QUICK SELECTION DIAGRAM

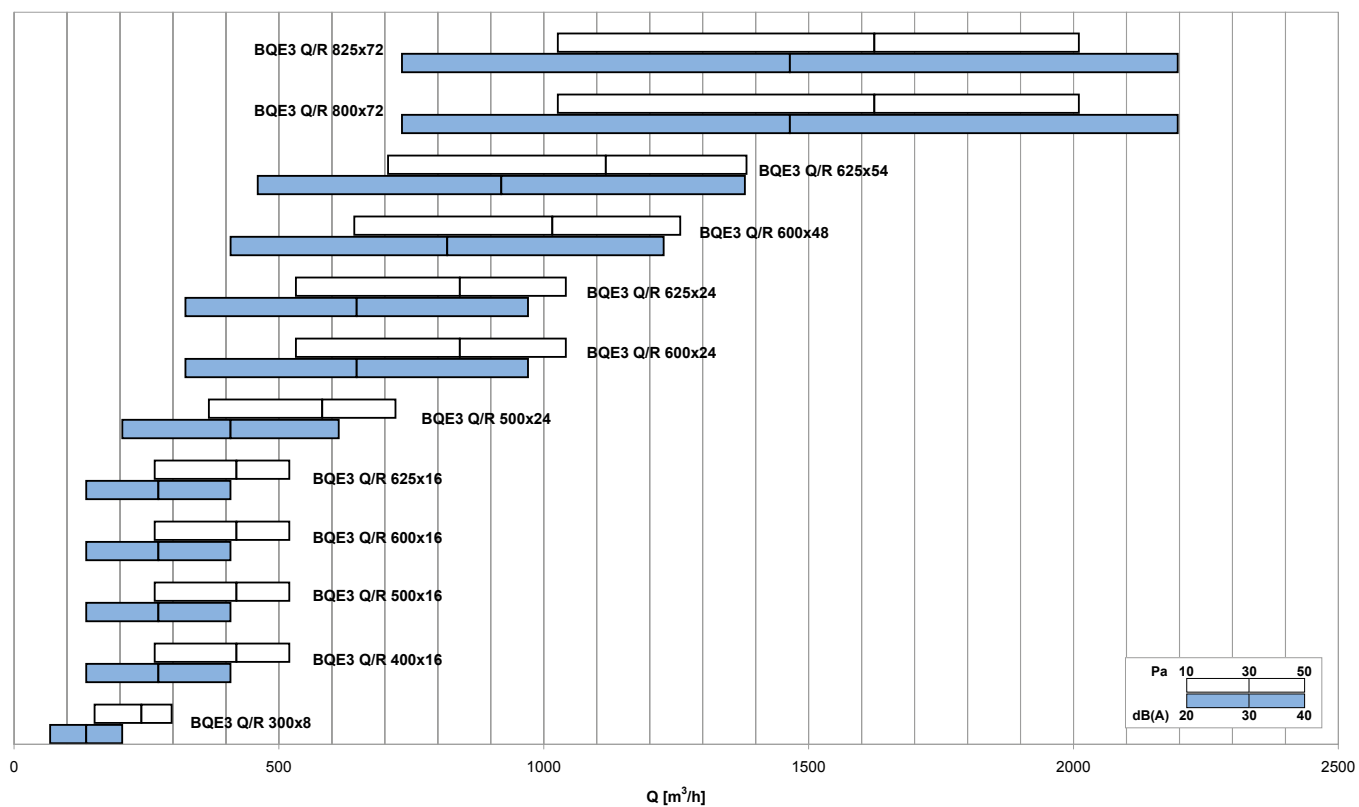


TABELLA DI SELEZIONE / *SELECTION TABLE*

| Modello Model | A_v [m ²] | Q [m ³ /h] | | L_{WA} [dB(A)] | | $X_{10,20}$ [m] | | Dp_t [Pa] | |
|------------------------|-------------------------|-----------------------|------|------------------|-----|-----------------|-----|-------------|-----|
| | | min | max | min | max | min | max | min | max |
| BQE3 Q/R 300x8 | 0,0095 | 150 | 300 | 32 | 54 | 1,8 | 3,5 | 10 | 50 |
| BQE3 Q/R 400x16 | 0,0189 | 270 | 520 | 30 | 48 | 2,2 | 4,3 | 10 | 50 |
| BQE3 Q/R 500x16 | 0,0189 | 270 | 520 | 30 | 48 | 2,2 | 4,3 | 10 | 50 |
| BQE3 Q/R 600x16 | 0,0189 | 270 | 520 | 30 | 48 | 2,2 | 4,3 | 10 | 50 |
| BQE3 Q/R 625x16 | 0,0189 | 270 | 520 | 30 | 48 | 2,2 | 4,3 | 10 | 50 |
| BQE3 Q/R 500x24 | 0,0284 | 370 | 720 | 28 | 45 | 2,5 | 4,9 | 10 | 50 |
| BQE3 Q/R 600x24 | 0,0449 | 530 | 1040 | 26 | 42 | 2,9 | 5,6 | 10 | 50 |
| BQE3 Q/R 625x25 | 0,0449 | 530 | 1040 | 26 | 42 | 2,9 | 5,6 | 10 | 50 |
| BQE3 Q/R 600x48 | 0,0568 | 640 | 1260 | 26 | 41 | 3,1 | 6,1 | 10 | 50 |
| BQE3 Q/R 625x54 | 0,0639 | 710 | 1380 | 25 | 40 | 3,2 | 6,3 | 10 | 50 |
| BQE3 Q/R 800x72 | 0,1017 | 1030 | 2010 | 24 | 37 | 3,7 | 7,2 | 10 | 50 |
| BQE3 Q/R 825x72 | 0,1017 | 1030 | 2010 | 24 | 37 | 3,7 | 7,2 | 10 | 50 |